

**Greater Orlando Aviation Authority
Orlando International Airport
&
Orlando Executive Airport
Budgets
Fiscal Year 2011-2012**



**Greater Orlando Aviation Authority
Orlando, Florida**

Greater Orlando Aviation Authority

Fiscal Year 2012 Budget-in-Brief



ECONOMIC OUTLOOK

Tourism, Florida's largest industry, is starting to show signs of recovery, even if only slightly. Visitors to Florida for 2010 reached 82.6 million, a 2.1 percent increase over 2009 per VISIT FLORIDA Research. In 2010, Central Florida became the first destination in the U.S. to ever host over 50 million visitors in a single year. The *Wizarding World of Harry Potter*, located in Universal's Islands of Adventure, played a large role in attracting would be wizards and visitors. The giant pull of *Harry* and his friends also helped Universal's Islands of Adventure earn ThemeParkInsider.com's award for the "best theme park" two years running. Disney also shared in the awards earning "best new attraction" for Star Tours at Disney's Hollywood Studios and best restaurant for Epcot's Bistro de Paris. Through May, the Orange County Convention Center has seen a 17.1 percent increase in convention and event business over the 2010 attendance.

In February, Discovery, the oldest of the remaining shuttles, sailed into orbit for its final run. Then, in July with nearly 1 million people traveling from around the nation to view the launch, Atlantis raced into space and into history, thus ending the 30-year shuttle program. Luckily for the space enthusiasts in Florida, the Kennedy Space Center Visitors Complex won the raffle to keep Atlantis as a permanent resident. The official display should occur in 2013 once the new exhibit building is completed.

Lake Nona's medical city continues to grow. The University of Florida's College of Pharmacy plans to open a \$44 million research and academic center at Lake Nona next fall. The pharmacy researchers will be working with the Sanford-Burnham scientists on studies of senior

citizens connected with diet, exercise, and various supplements. Valencia College plans to have a new campus open at Lake Nona by fall of 2012 to help relieve its East campus overcrowding. The University of Central Florida (UCF) Medical School is one step closer to full accreditation after receiving the second of three approvals from the Liaison Committee on Medical Education, the approving board for medical schools in the United States and Canada. Full accreditation is expected to occur when the inaugural class reaches their fourth year in 2013. UCF is also working on plans to open a College of Dental Medicine next to the College of Medicine in the near future. It is expected that the Dental College could generate as much as \$69 million annually for the local economy.

As of the third quarter for 2011, Orlando International Airport (OIA) passenger traffic has increased 5.1 percent with international traffic increasing by 5.3 percent. Several airlines including Avianca, the world's second oldest airline, and Air France added flights to OIA this summer. With the addition of these airlines, total weekly international seats increases to 5,900 which should continue to boost the overall international passenger traffic numbers for the airport. And, for the younger passengers, or those just young at heart, who need something to occupy their time until their flights depart, new offerings such as the King of Kong arcade and Build-A-Bear Workshop should keep them busy.

Orlando Executive Airport (OEA) this year saw the re-opening of Colonel Joe Kittinger Park, a playground where children can see and hear planes take off and land while having fun on the aviation-themed playground equipment. OEA was also featured this spring in the Florida Department of Transportation Aviation Office's Florida Flyer. The article highlighted the growth

of the airport from its beginning in 1928 through today.

MAJOR INITIATIVES

ORLANDO INTERNATIONAL AIRPORT

During 2011, the Authority completed major capital initiatives on the airfield, landside and airside terminal, and other related projects.

On the airfield, the Authority completed lighting vault upgrades, taxiway B improvements, and the rehabilitation of taxiway C. In aggregate, there were \$18.7 million of airfield projects completed in 2011. Additional airfield improvements totaling \$16.6 million were started during 2011 including the rehabilitation of taxiways B, E, J and H1. Future airfield improvements will include runway 18L/36R improvements, Taxiway B-2 extension, and Taxiway B-1 and airside ramp rehabilitations starting in 2012 and 2013, respectively.

Airside terminal work included automated people mover (APM) switchgear refurbishment on Airside 1, Airside 4 passenger boarding bridge (PBB) minor equipment upgrades, baggage improvements in the landside terminal included northeast and northwest baggage handling improvements and replacement of outbound baggage pushers on the west end of the A-side terminal. In aggregate, these projects totaled \$2.5 million.

During 2011 the Authority also completed electrical infrastructure improvements to the landside terminal totaling \$6.2 million, relocation of air carriers and associated terminal rehabilitation in levels 2 and 3, as well as communication and paging system upgrades, totaling \$2.9 million. Other planned terminal improvements, include signage improvements, and a continuation of electrical infrastructure improvements, totaling in excess of \$36 million.

During 2011, under a design-build project delivery method, the Authority started construction of the remote baggage handling

facility to improve the processing of baggage from off-airport check-in facilities. Funding for this project, totaling \$20 million, has been approved using a combination of Passenger Facility Charges (PFC) and American Recovery and Reinvestment Act of 2009 (ARRA) funding.

The North Terminal Capacity program is comprised of enhancements to terminal circulation and baggage system improvements. One of the first components of this project is the flat plate bag claim replacement, totaling \$8.4 million as well as the baggage handling system renovation in March 2011, with total funding of \$19 million. Additional elements of this program are scheduled to roll out in development through 2015.

Other projects completed during 2011 include pavement marking and associated repairs, irrigation improvements, and electrical and building upgrades to tenant buildings on Authority property totaling \$1.6 million.

Planned landside terminal work in the coming five year period includes APM replacement and rehabilitation, vertical and horizontal circulation improvements, and improvements to the restrooms. Planned roadway improvements include those related to the north terminal capacity improvement program that includes commercial curb roadway improvements and terminal return roadway improvements. Other future projects under consideration include rehabilitation to airside terminal 4 and implementation of the Authority's Master Plan Update which started in 2011.

Recent approvals of the Central Florida commuter rail system have prompted the Authority to evaluate a future connection to MCO.

BUDGET PRINCIPLES

Some of the key principles on which the budget has been developed include:

- Basic services funded at adequate levels
- Revenues estimated at reasonable amounts

- Fully-funded reserves
- Prioritization of capital and maintenance projects
- Fair and reasonable rates and charges

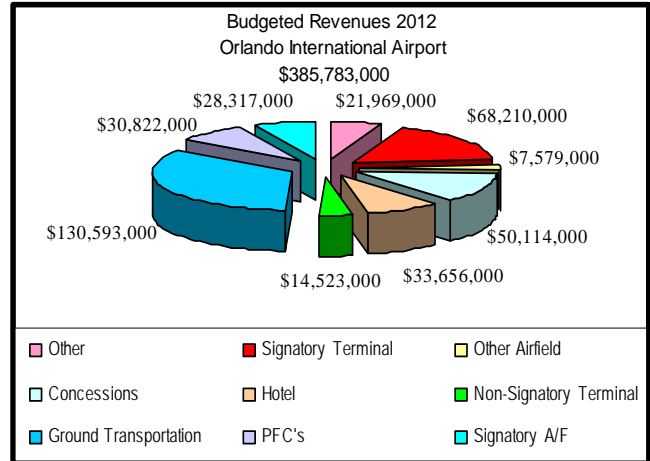
BUDGET HIGHLIGHTS

ORLANDO INTERNATIONAL AIRPORT

The Signatory Airlines operating at Orlando International airport (the “Airport”) operate pursuant to the Airline Airport Lease and Use Agreement which became effective October 1, 2008. This agreement uses a hybrid (residual/compensatory rate) methodology for calculating the airline rentals and fees. This methodology shifts the risk of generating sufficient revenue to the Authority, but also allows the Authority more control. A compensatory system provides the flexibility to develop the airport and generate adequate discretionary cash flow by maintaining non-airline revenues. The Authority also has the flexibility to make capital decisions without having to obtain airline approval or funding. Capital projects are funded from the surplus cash flows generated from revenues. Using a simplistic summary of the compensatory methodology, the airlines pay only for the cost allocable to the portion of the airport system they use (i.e. airfield, apron, loading bridges, terminal building space).

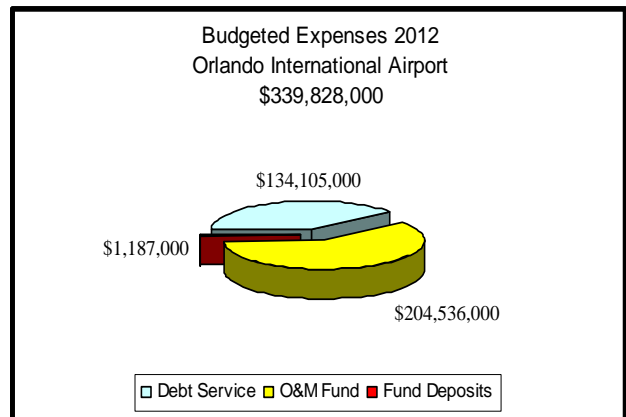
Revenues

Revenues, excluding PFC available revenues, are projected to be \$354,961,000 for 2012, an increase of 3.51 percent or \$12,044,000 over the 2011 budget. Signatory terminal rents and landing fees increased \$2.4 million as a result of additional space rented and an increase in the average rental rate. Non-Airline revenues, increased \$9,665,000 or 4.3 percent including Ground Transportation and Concessions, as a result of the new rental car agreements and increases in the minimum guarantees. In addition, hotel revenues are also projected to be 8.64 percent higher than the 2011 budget.



Expenses

Expenses include appropriations for Debt Service, the Operation and Maintenance Fund and Fund Deposits, and Capital Expenditure items. Expenses are budgeted at \$339,828,000 for 2012. This includes the Operation and Maintenance Fund of \$204,536,000, Debt Service payments of \$134,105,000, and Fund Deposits of \$1,187,000. Signatory cost per enplanement is currently estimated at \$5.25.



Operation and Maintenance Fund

At \$204,536,000, the Operation and Maintenance budget for 2012 is 3.04 percent more than the 2011 budget. Increases occur in janitorial services; security related costs previously funded by the TSA or grants, utilities; and maintenance contracts such as switchgear, the building automation system, fire suppression and

elevators/escalators/moving sidewalks, and management contracts including the hotel.

Debt Service Fund

Debt service requirements are \$134,105,000 for fiscal year 2012, or 39.46 percent of the total budget. Of this amount, \$120,672,000 represents payments for senior debt, \$3,124,000 for hotel subordinated indebtedness and \$4,145,000 for other subordinated debt. Debt service requirements, excluding PFC funded debt service, decreased approximately \$4.2 million as a result of refunding of bonds and the use of debt service reserve funds to pay the final maturity of the hotel subordinated bonds on October 2012.

Capital

Capital is used for the improvement or replacement of facilities and equipment; to pay costs associated with capital acquisitions such as land, buildings and building improvements at Orlando International Airport; and the purchase of equipment and other small capital items. The fiscal year 2012 capital requests including the hotel total \$47 million and will be funded throughout the year as revenues become available. The Authority amortizes the capital expenditure portion of the capital requests through the rates and charges as these capital projects are completed and placed in service.

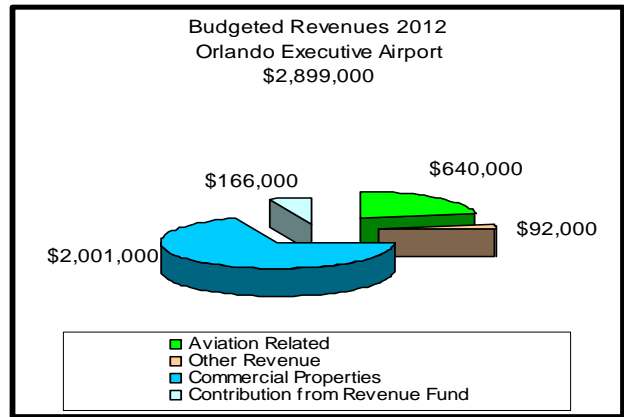
MAJOR INITIATIVES

ORLANDO EXECUTIVE AIRPORT

In 2011 the Authority completed demolition of various buildings. Planned improvements at OEA include the development of a new maintenance building, rehabilitation of the north ramp, rehabilitation of taxiway E, runway 13-31, and other associated work totaling \$10.6 million. These projects are expected to be implemented over the next five years.

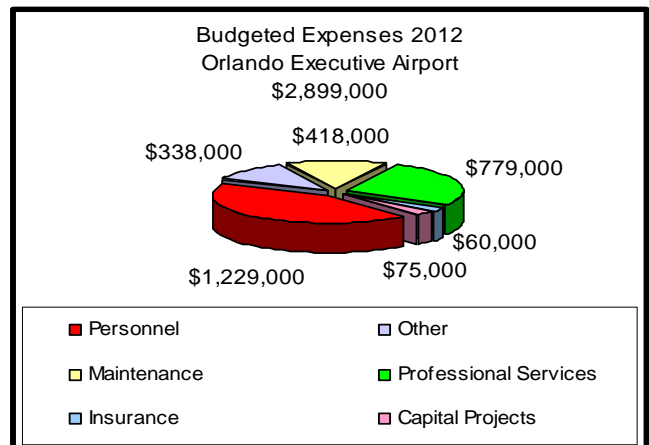
Revenues

Revenues at Orlando Executive Airport decreased \$116,000 or 4.05 percent from the 2011 budget. This was the result of a reduction in activity in building and site rentals which comprise the largest percentage of revenues. Since landing fees are not assessed to its users and because revenue is not shared with Orlando International Airport, Orlando Executive Airport relies heavily on funds generated through rental fees.



Expenses

For fiscal year 2012, personnel services, administrative fees, professional services and capital projects increased. To achieve a balanced budget, a contribution from the OEA revenue fund balance will be required for 2012.



**GREATER ORLANDO AVIATION AUTHORITY
ORLANDO INTERNATIONAL AIRPORT
FISCAL BUDGET**

	Budget <u>2012</u>	Budget <u>2011</u>
ANTICIPATED REVENUE		
Signatory Airline Rentals, Fees and Charges	\$ 96,459,203	\$ 94,029,534
Nonsignatory Airline Rentals, Fees and Charges	19,884,233	18,087,746
Nonairline Revenues	233,994,706	224,329,811
Available PFC Revenues	30,822,252	31,215,157
Interest Revenue	4,622,606	6,469,752
	<hr/>	<hr/>
Total Deposits	<u>\$ 385,783,000</u>	<u>\$ 374,132,000</u>
 APPROPRIATIONS		
1997 Debt Service Fund	\$ -	\$ 9,718,425
1998 Debt Service Fund	2,453,188	2,975,500
1999 Debt Service Fund	3,563,156	4,456,419
2002 Debt Service Fund	9,484,736	9,487,799
2003 Debt Service Fund	2,986,275	2,984,625
2007 Debt Service Fund	16,724,250	7,049,250
2008 Debt Service Fund	48,221,454	49,508,469
2009 Debt Service Fund	11,842,247	11,841,947
2010 Debt Service Fund	24,933,454	22,386,940
2011 Debt Service Fund	463,135	-
Hotel Debt Service Fund	3,123,612	7,548,992
Operation and Maintenance Fund	203,472,410	197,089,950
Operating Reserve Fund	1,063,743	1,406,042
Capital Expenditures	1,186,636	829,928
Discretionary Fund	10,309,733	10,388,312
	<hr/>	<hr/>
Total Appropriations	<u>\$ 339,828,029</u>	<u>\$ 337,672,598</u>
Remaining Revenues	<u>\$ 45,954,971</u>	<u>\$ 36,459,402</u>



**GREATER ORLANDO
AVIATION AUTHORITY**

**GREATER ORLANDO AVIATION AUTHORITY
ORLANDO INTERNATIONAL AIRPORT
OPERATION AND MAINTENANCE FUND
FISCAL YEAR 2011-2012**

Account Description					Actual	Budget	Projected	Budget	Budget 2012		
					FY2010	FY2011	FY2011	2012	vs Budget 2011		
Personal Services											
301	000	000	5120001	000	000000	Regular Salaries	26,230,738	28,709,570	27,393,883	28,710,150	580
301	000	000	5120002	000	000000	Firefighters Salaries	3,878,866	4,109,380	4,067,480	4,179,500	70,120
301	000	000	5130001	000	000000	Extra Help	79,569	144,910	57,812	96,510	(48,400)
301	000	000	5130002	000	000000	Extra Help - Benefits Eligible	400,287	105,620	67,209	-	(105,620)
301	000	000	5140001	000	000000	Regular Overtime	642,089	1,063,160	1,056,012	1,023,710	(39,450)
301	000	000	5140002	000	000000	Firefighters Overtime	222,171	293,910	289,140	301,420	7,510
301	000	000	5150002	000	000000	Firefighters Special Pay	330	-	-	-	-
301	000	000	5180001	000	000000	Cap Labor - Salaries & Wages	(13,015)	-	-	-	-
301	000	000	5190001	000	000000	Accrued Compensated Absences	271,432	440,000	440,000	440,000	-
301	000	000	5299000	000	000000	Allocated Benefits Summary	17,691,236	18,662,830	17,890,399	18,512,400	(150,430)
Total Personal Services											
					49,403,703	53,529,380	51,261,935	53,263,690	(265,690)		
Operating Expenses											
301	000	000	5310001	000	000000	Appraisals	67,100	108,000	80,000	115,500	7,500
301	000	000	5310002	000	000000	Arbitrage Rebate Services	98,529	42,700	156,161	57,700	15,000
301	000	000	5310004	000	000000	Financial Advisor	211,500	216,000	216,000	216,000	-
301	000	000	5310005	000	000000	General Consultant	228,717	415,000	685,000	350,000	(65,000)
301	000	000	5310006	000	000000	Legal Fees	2,133,071	1,996,500	1,928,760	2,172,700	176,200
301	000	000	5310007	000	000000	Bond Counsel	17,308	-	10,000	10,000	10,000
301	000	000	5310008	000	000000	Engineering Consultant	14,270	325,000	355,000	368,000	43,000
301	000	000	5310009	000	000000	Other Professional Services	5,593,395	8,329,600	9,474,100	10,879,050	2,549,450
301	000	000	5310010	000	000000	Environmental Consultant	-	150,000	150,000	150,000	-
301	000	000	5310014	000	000000	Outside Services	61,734	184,300	148,000	584,300	400,000
301	000	000	5320001	000	000000	Independent Auditors	190,019	146,000	151,000	147,000	1,000
301	000	000	5320003	000	000000	Other Auditors	19,800	35,000	35,000	35,000	-
301	000	000	5340001	000	000000	Temporary Help	63,464	224,500	175,903	177,000	(47,500)
301	000	000	5340003	000	000000	Computer Technical Support	7,529	14,580	26,425	26,430	11,850
301	000	000	5340004	000	000000	Interior and Exterior Landscaping	2,607,511	3,325,110	3,325,110	3,280,110	(45,000)
301	000	000	5340005	000	000000	Janitorial Services	11,010,457	11,876,740	11,876,740	12,552,380	675,640
301	000	000	5340006	000	000000	Management Contracts	36,275,764	38,873,610	39,780,949	40,402,330	1,528,720
301	000	000	5340007	000	000000	Other Contractual Services	7,776,096	9,691,090	8,898,090	9,284,690	(406,400)
301	000	000	5400001	000	000000	Travel and Per Diem	94,912	296,070	273,012	367,240	71,170
301	000	000	5400002	000	000000	Training and Education	107,941	240,500	225,404	281,330	40,830
301	000	000	5400003	000	000000	Computer Training	-	12,880	11,380	14,880	2,000
301	000	000	5410001	000	000000	Telecom	1,318,473	1,733,130	1,553,910	1,701,210	(31,920)
301	000	000	5410002	000	000000	Postage	30,664	44,570	38,731	40,470	(4,100)
301	000	000	5410003	000	000000	Express Mail Delivery	12,008	18,740	15,170	16,570	(2,170)
301	000	000	5410004	000	000000	Online Services	100,302	190,200	190,200	250,200	60,000
301	000	000	5430001	000	000000	Utility Services	18,419,563	19,646,690	19,373,402	19,966,570	319,880
301	000	000	5440001	000	000000	Rentals and Leases	204,046	344,520	339,120	332,040	(12,480)
301	000	000	5450001	000	000000	Property and Casualty	2,893,110	2,572,180	2,389,049	2,373,550	(198,630)
301	000	000	5450002	000	000000	General Liability	524,812	462,300	441,658	458,480	(3,820)
301	000	000	5450003	000	000000	Auto Liability	39,540	40,500	39,104	37,970	(2,530)
301	000	000	5450005	000	000000	Other Insurance and Bonds	39,291	39,960	41,348	44,830	4,870
301	000	000	5450006	000	000000	Other Prop/Auto Claims - Johns Easterns	33,640	147,000	147,000	147,000	-
301	000	000	5460001	000	000000	Maintenance Contracts	19,943,062	25,032,890	24,876,974	25,742,160	709,270
301	000	000	5460002	000	000000	Other Repairs and Maintenance	2,905,684	4,643,730	3,769,410	4,881,100	237,370
301	000	000	5470001	000	000000	Printing and Binding	71,352	146,070	145,540	141,550	(4,520)
301	000	000	5480001	000	000000	Promotional Advertising	45,881	239,720	237,070	228,120	(11,600)
301	000	000	5480002	000	000000	Other Promotional Activities	43,487	85,630	84,880	91,430	5,800
301	000	000	5490001	000	000000	Bad Debt Expense	240,498	100,000	100,000	100,000	-
301	000	000	5490002	000	000000	Legal Notices	17,323	36,750	35,850	34,750	(2,000)
301	000	000	5490003	000	000000	Other Current Charges and Obligations	(122,751)	390,600	402,050	403,600	13,000
301	000	000	5490004	000	000000	Retiree Health and Life Insurance	5,336,428	5,191,900	5,202,450	5,500,000	308,100
301	000	000	5490005	000	000000	Cash Over/Short	(17)	500	500	500	-
301	000	000	5490006	000	000000	Accident Repair Costs	(2,621)	15,000	15,000	15,000	-
301	000	000	5490009	000	000000	Licenses and Taxes	-	2,000	2,000	2,000	-
301	000	000	5490010	000	000000	Property Taxes	905,196	905,200	799,190	799,190	(106,010)
301	000	000	5510001	000	000000	Office Supplies	160,937	216,900	205,610	226,120	9,220
301	000	000	5520001	000	000000	Operating Supplies	3,080,126	3,660,820	3,705,131	4,045,110	384,290
301	000	000	5520003	000	000000	Uniforms	133,280	223,040	215,710	220,810	(2,230)

GREATER ORLANDO AVIATION AUTHORITY
 ORLANDO INTERNATIONAL AIRPORT
 OPERATION AND MAINTENANCE FUND
 FISCAL YEAR 2011-2012

Account Description	Actual FY2010	Budget FY2011	Projected FY2011	Budget 2012	Budget 2012 vs Budget 2011
301 000 000 5520004 000 000000 Inventory Shortages/Overages	23,104	-	-	-	-
301 000 000 5540001 000 000000 Books, Pub, Comp Disk, Video, Subs	82,277	106,210	99,219	103,640	(2,570)
301 000 000 5540002 000 000000 Dues and Memberships	179,768	226,290	223,282	228,480	2,190
301 000 000 5540003 000 000000 Licenses and Certification Fees	3,412	13,730	13,590	13,590	(140)
301 000 000 5990011 000 000000 Reimbursement - Telecom Expenses	(899,013)	(919,380)	(785,782)	(908,960)	10,420
301 000 000 5990999 000 000000 Contingency	-	1,500,000	-	1,500,000	-
Total Operating Expenses	<u>122,341,979</u>	<u>143,560,570</u>	<u>141,898,400</u>	<u>150,208,720</u>	<u>6,648,150</u>
	<u>171,745,682</u>	<u>197,089,950</u>	<u>193,160,335</u>	<u>203,472,410</u>	<u>6,382,460</u>

**GREATER ORLANDO AVIATION AUTHORITY
ORLANDO INTERNATIONAL AIRPORT
AIRFIELD CAPITAL FUND REQUESTS
FISCAL YEAR 2011-2012**

Section	Description	Amount	
414	Airfield Operations	Paperless Reporting System	150,000
414	Airfield Operations	Runway 17R/35L Complex Markings Removal & Re-Paint	141,000
463	Security Administration	Fast Access Hydraulic Gates at E30 & E50	259,000
463	Security Administration	Fence Line Perimeter Road NW AOA near E33	50,000
463	Security Administration	Perimeter Fence Refurbishment & Upgrade E41 to E10	485,000
513	Risk Management	Review of Fuel Storage Facility	250,000
631	Maintenance Administration	Replacement of Motorized/Heavy Equipment	279,000
654	Pavement & Grounds	17L Runway Joints	1,500,000
654	Pavement & Grounds	Taxiway J&F Bridge Repairs & Taxiway J&L Intersection Repairs	340,000
656	Airfield Electrical	Generator Control & Transfer Switchgear 18L Vault	404,000
711	Planning	Replace Storage Tank Monitoring System	75,000
Grand Total			<u><u>\$ 3,933,000</u></u>

Capital Items are subject to available funding



**GREATER ORLANDO
AVIATION AUTHORITY**

**GREATER ORLANDO AVIATION AUTHORITY
ORLANDO INTERNATIONAL AIRPORT
TERMINAL CAPITAL FUND REQUESTS
FISCAL YEAR 2011-2012**

Section	Description	Amount	
261	Commercial Properties	Leasehold Improvements	\$ 100,000
261	Commercial Properties	Weigh Stations	26,000
414	Airfield Operations	GSE Storage Areas for A/S 1 & A/S 4	547,000
521	Information Technology	MUFIDS Server & DDC R&R	108,000
522	Information Systems	WIFI Upgrade Phase 2	767,000
613	Construction	Wall Penetrations In Baggage Area	900,000
613	Construction	POD C Optimization	750,000
613	Construction	POD D Optimization	750,000
631	Maintenance Administration	Airside 2 APM Concrete & Running Surfaces	425,000
631	Maintenance Administration	Airside 2 Landside APM Station Fire Valve Cabinets	88,000
631	Maintenance Administration	Airside 3 APM Walkway Fall Protection	250,000
631	Maintenance Administration	Comm. Center UPS	161,000
631	Maintenance Administration	Emergency Roof Repairs	90,000
631	Maintenance Administration	Flooring & Interior Finishes	1,400,000
631	Maintenance Administration	Landside Lighting Retrofit	700,000
631	Maintenance Administration	Transfer Level 3 Curb Skycap Podiums	854,000
687	Terminal Electrical	APM Guideway Handrail Refurbishment	714,000
687	Terminal Electrical	Electrical Distribution Panel Replacement - Landside	815,000
711	Planning	Landside Electrical System	356,000
711	Planning	Traffic Signal for Commerical Rd Pedestrian Crosswalk	250,000
Grand Total		<u>\$ 10,051,000</u>	

Capital Items are subject to available funding



**GREATER ORLANDO
AVIATION AUTHORITY**

**GREATER ORLANDO AVIATION AUTHORITY
 ORLANDO INTERNATIONAL AIRPORT
 OTHER BUILDINGS & GROUNDS CAPITAL FUND REQUESTS
 FISCAL YEAR 2011-2012**

Section	Description	Amount	
631	Maintenance Administration	Emergency Roof Repairs	\$ 130,000
711	Planning	MCO Land Management Activities	250,000
711	Planning	Reduction of Hazardous Wildlife Attractants	500,000
Grand Total			<u>\$ 880,000</u>

Capital Items are subject to available funding



**GREATER ORLANDO
AVIATION AUTHORITY**

**GREATER ORLANDO AVIATION AUTHORITY
 ORLANDO INTERNATIONAL AIRPORT
 GROUND TRANSPORTATION CAPITAL FUND REQUESTS
 FISCAL YEAR 2011-2012**

Section	Description	Amount	
234	Parking Operations	Shuttle Bus Dispatch System	\$ 159,000
631	Maintenance Administration	Garage Lighting	1,666,000
654	Pavement & Grounds	Casa Verde Road Pavement Reconstruction	500,000
Grand Total			<u>\$ 2,325,000</u>

Capital Items are subject to available funding



**GREATER ORLANDO
AVIATION AUTHORITY**

**GREATER ORLANDO AVIATION AUTHORITY
ORLANDO INTERNATIONAL AIRPORT
INDIRECT CAPITAL FUND REQUESTS
FISCAL YEAR 2011-2012**

Section	Description	Amount	
011	Internal Audit	Automated Work Paper Audit Software	\$ 12,000
021	Public Affairs	Replacement of Board Room Equipment	20,000
021	Public Affairs	United Arts	50,000
111	Finance	Oracle E Business Suite Release 12	1,000,000
411	Airport Operations Admin.	ADA Projects	580,000
461	Security - Canine	Vehicles for EDCT Handlers	200,000
462	Security - Access Control	Software, Winbadge Aviation Licenses	25,000
511	Human Resources	On-Line Enrollment System	50,000
521	Information Technology	GOAA GIS Program Enhancements	110,000
522	Information Systems	Data Network R&R and Expansion	1,830,000
523	Telecommunications	Unified Communications	635,000
631	Maintenance Administration	Replacement of ARFF Truck C-86	475,000
631	Maintenance Administration	Replacement of Motorized Vehicles	617,000
631	Maintenance Administration	Replacement of Motorized/Heavy Equipment	391,000
711	Planning	Environmental Consulting Services	750,000
711	Planning	General Unpermitted Mitigation	50,000
711	Planning	National Pollution Discharge	150,000
Grand Total			<u><u>\$ 6,945,000</u></u>

Capital Items are subject to available funding



**GREATER ORLANDO
AVIATION AUTHORITY**

**GREATER ORLANDO AVIATION AUTHORITY
ORLANDO INTERNATIONAL AIRPORT
HOTEL CAPITAL FUND REQUESTS
FISCAL YEAR 2011-2012**

Section	Project Number	Description	Amount	
991	Hotel	2012-29	4th Floor Stewarding Ceiling Replacement	\$ 5,000
991	Hotel	2012-21	4th Floor WIFI Expansion	12,040
991	Hotel	2012-35	Bar Cooler	2,675
991	Hotel	2012-33	Beverage Cooler	2,900
991	Hotel	2012-36	Brass Stanchions	2,280
991	Hotel	2012-17	Briefing Room Audio and Lighting Replacement	20,000
991	Hotel	2012-34	Commercial / Home Style Washer & Dryer	2,800
991	Hotel	2012-16	Dance Floor	28,000
991	Hotel	2012-32	DHCP Server	4,950
991	Hotel	2012-25	Digital Radio Replacement	10,000
991	Hotel	2012-18	Furniture Contingency Budget	20,000
991	Hotel	2012-20	General Use PC Workstations	15,000
991	Hotel	2012-13	Hemisphere Restaurant - Minor Renovation Design	99,498
991	Hotel	2012-28	Layer 3 Switch	6,000
991	Hotel	2012-15	Lease Agreements	33,990
991	Hotel	2012-12	Lobby Bar Furniture	100,000
991	Hotel	2012-11	McCoy's Renovation - Phase II	400,000
991	Hotel	2012-24	Meeting Room Diagram Software	11,000
991	Hotel	2012-26	Network Laser Printer Replacement	9,700
991	Hotel	2012-22	Pastry Kitchen Coolers	12,000
991	Hotel	2012-27	Propane Steam Pressure Washer	6,000
991	Hotel	2012-10	Public Restroom Renovation - Phase I	401,376
991	Hotel	2012-19	Riding Carpet Extractor	15,200
991	Hotel	2012-31	Saflock Key Encoder	5,000
991	Hotel	2012-23	Sales and Catering Office Furniture	11,319
991	Hotel	2012-30	Stewarding Rolling Stock	5,000
991	Hotel	2012-14	Wireless Connectivity Infrastructure	50,000
991	Hotel	2012-43-O	Fire Alarm System Upgrade	5,000
991	Hotel		Hyatt WIFI Infrastructure & Expansion R&R	688,000
991	Hotel	2012-38-O	Lobby Bar Plumbing	100,000
991	Hotel	2012-37-O	McCoy's Construction Costs	425,000
Total				\$ 2,509,728
			Prior Year Funding	(87,352)
			Fiscal Year 2012 Required Funding	\$ 2,422,376

Capital items are subject to available funding



**GREATER ORLANDO
AVIATION AUTHORITY**

**GREATER ORLANDO AVIATION AUTHORITY
ORLANDO EXECUTIVE AIRPORT
FISCAL BUDGET
2011-2012**

	Budget <u>2012</u>	Budget <u>2011</u>
ANTICIPATED REVENUE		
Aviation Related	\$ 640,315	\$ 548,000
Commercial Properties	2,001,311	2,092,000
Other Revenue	<u>92,042</u>	<u>209,000</u>
Total Anticipated Revenue	2,733,668	2,849,000
Contribution from OEA Revenue Fund	<u>165,332</u>	<u>-</u>
Total Deposits	<u><u>\$ 2,899,000</u></u>	<u><u>\$ 2,849,000</u></u>
APPROPRIATIONS		
Operations & Facilities	\$ 815,950	\$ 818,490
Safety & Security	1,038,830	967,930
Administration	482,590	499,290
Other Expenses	<u>486,630</u>	<u>481,260</u>
Total Appropriations Before Capital	2,824,000	2,766,970
Capital Outlay and Improvements	75,000	65,000
Reserve for Improvements	<u>-</u>	<u>17,030</u>
Total Appropriations	<u><u>\$ 2,899,000</u></u>	<u><u>\$ 2,849,000</u></u>



**GREATER ORLANDO
AVIATION AUTHORITY**

**GREATER ORLANDO AVIATION AUTHORITY
 ORLANDO EXECUTIVE AIRPORT
 CAPITAL FUND REQUESTS
 FISCAL YEAR 2011-2012**

Section	Description	Amount
441	OEA Administration Environmental Services	\$ 75,000
Grand Total		<u>\$ 75,000</u>

Capital Items are subject to available funding



**GREATER ORLANDO
AVIATION AUTHORITY**