

STATISTICAL SURVEY

PASSENGER TRAFFIC AT ORLANDO INTERNATIONAL AIRPORT

Year	Enplaned Domestic	Enplaned Int'l	Enplaned TOTAL	Deplaned Domestic	Deplaned Int'l	Deplaned TOTAL	TOTAL Passengers
1971	635,911	N/A	635,911	651,629	N/A	651,629	1,287,540
1972	1,171,645	N/A	1,171,645	1,208,919	N/A	1,208,919	2,380,564
1973	1,380,893	N/A	1,380,893	1,448,038	N/A	1,448,038	2,828,931
1974	1,512,272	N/A	1,512,272	1,566,737	N/A	1,566,737	3,079,009
1975	1,634,700	N/A	1,634,700	1,709,311	N/A	1,709,311	3,344,011
1976	1,798,413	873	1,799,286	1,877,728	1,332	1,879,060	3,678,346
1977	2,008,937	33,306	2,042,243	2,083,161	29,377	2,112,538	4,154,781
1978	2,517,199	47,766	2,564,965	2,569,278	48,021	2,617,299	5,182,264
1979	3,171,502	62,379	3,233,881	3,235,075	61,981	3,297,056	6,530,937
1980	3,134,729	84,288	3,219,017	3,228,497	84,234	3,312,731	6,531,748
1981	2,896,576	99,133	2,995,709	2,985,444	90,992	3,076,436	6,072,145
1982	3,286,195	97,337	3,383,532	3,439,434	97,337	3,536,771	6,920,303
1983	3,923,652	116,217	4,039,869	3,874,264	116,217	3,990,481	8,030,350
1984	4,231,468	134,330	4,365,798	4,226,517	134,330	4,360,847	8,726,645
1985	4,897,827	184,553	5,082,380	4,767,132	184,553	4,951,685	10,034,065
1986	6,085,134	217,709	6,302,843	5,966,428	226,065	6,192,493	12,495,336
1987	7,268,877	265,874	7,534,751	7,085,811	280,689	7,366,500	14,901,251
1988	7,859,412	361,665	8,221,077	7,895,064	381,121	8,276,185	16,497,262
1989	7,779,983	754,252	8,534,235	7,921,390	776,726	8,698,116	17,232,351
1990	8,220,635	880,707	9,101,342	8,387,642	908,846	9,296,488	18,397,830
1991	8,135,372	979,247	9,114,619	8,265,730	1,031,596	9,297,326	18,411,945
1992	9,147,297	1,239,672	10,386,969	9,436,264	1,324,655	10,760,919	21,147,888
1993	9,279,489	1,339,525	10,619,014	9,464,355	1,382,664	10,847,019	21,466,033
1994	9,828,066	1,233,120	11,061,186	10,048,443	1,282,783	11,331,226	22,392,412
1995	9,948,026	1,189,275	11,137,301	10,078,288	1,247,143	11,325,431	22,462,732
1996	11,463,496	1,230,541	12,694,037	11,587,305	1,306,431	12,893,736	25,587,773
1997	12,526,598	1,040,700	13,567,298	12,624,599	1,113,252	13,737,851	27,305,149
1998	12,793,868	998,339	13,792,207	12,884,762	1,071,602	13,956,364	27,748,571
1999	13,398,070	1,138,282	14,536,352	13,496,927	1,167,886	14,664,813	29,201,165
2000	14,078,180	1,239,957	15,318,137	14,207,545	1,297,827	15,505,372	30,823,509
2001	13,024,098	1,031,196	14,055,294	13,134,686	1,063,268	14,197,954	28,253,248
2002	12,419,326	831,273	13,250,599	12,551,889	851,184	13,403,073	26,653,672
2003	12,743,301	873,470	13,616,771	12,802,952	899,500	13,702,452	27,319,223
2004	14,505,834	993,814	15,499,648	15,499,648	1,014,320	15,646,889	31,146,537
2005	15,918,027	1,096,520	17,014,547	15,999,702	1,115,799	17,113,501	34,128,048
2006	16,424,697	1,034,404	17,459,101	16,319,175	1,052,638	17,371,813	34,830,914
2007	17,035,858	1,140,922	18,176,780	17,147,089	1,155,016	18,302,105	36,478,885
2008	16,464,631	1,337,328	17,801,959	16,509,198	1,349,585	17,858,783	35,660,742
2009	15,333,586	1,483,385	16,816,971	15,382,143	1,494,535	16,876,678	33,693,649



GREATER
ORLANDO
AVIATION
AUTHORITY

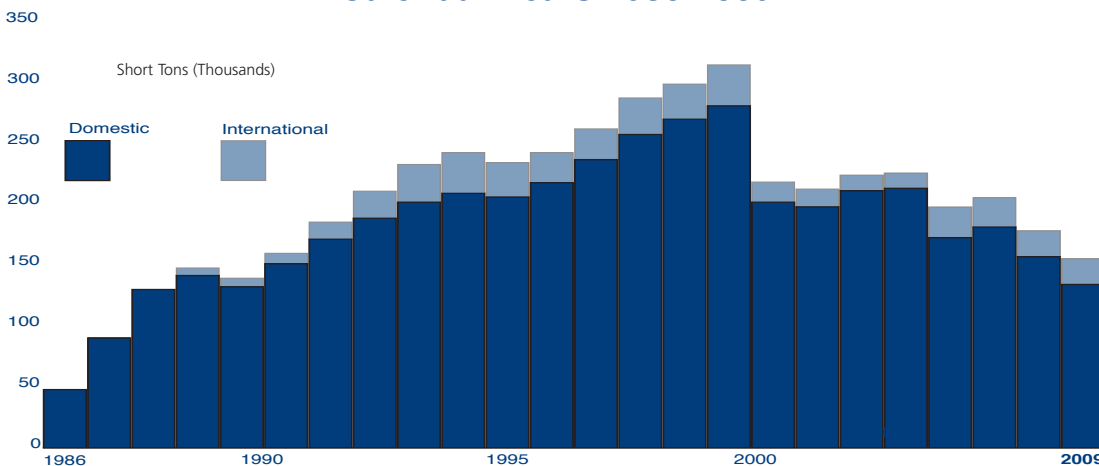
Orlando
International
Airport
One Airport
Boulevard

Orlando
Florida
32827-4399

www.orlandoairports.net

HISTORICAL CARGO TRAFFIC AT ORLANDO INTERNATIONAL AIRPORT

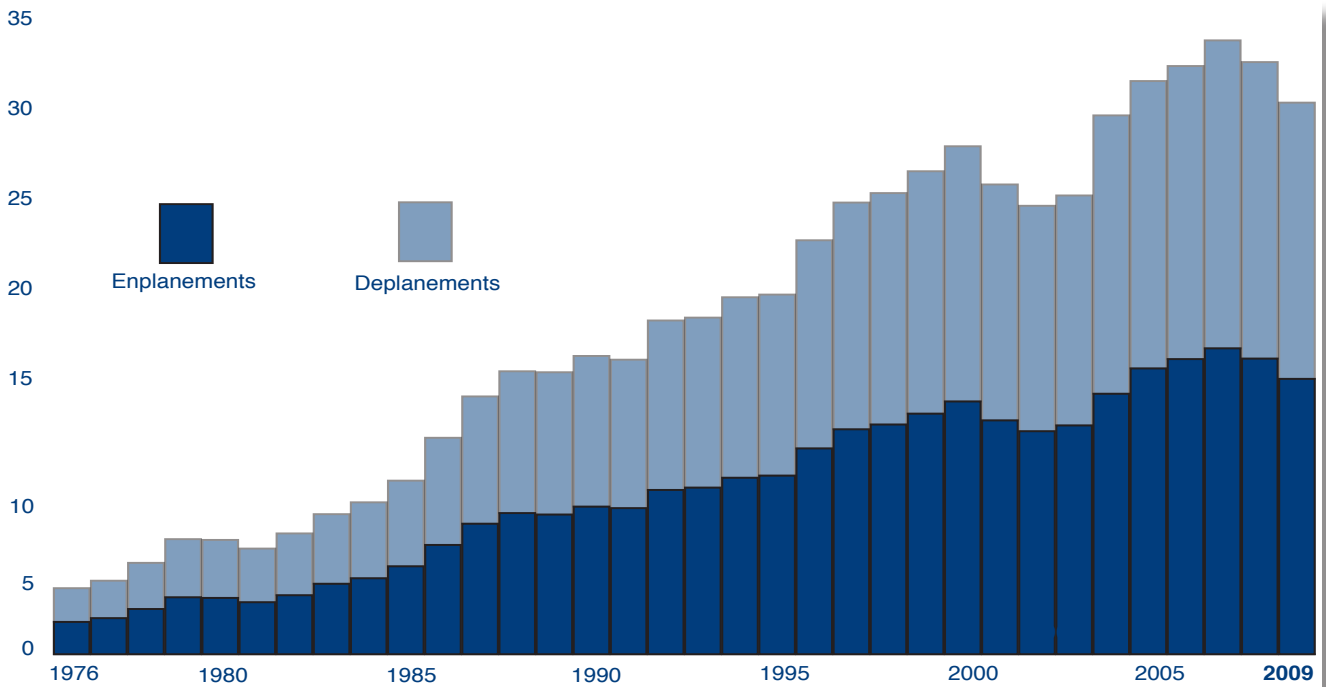
Calendar Years 1986-2009



Source: Aviation Authority Records

DOMESTIC PASSENGER TRAFFIC AT ORLANDO INTERNATIONAL AIRPORT

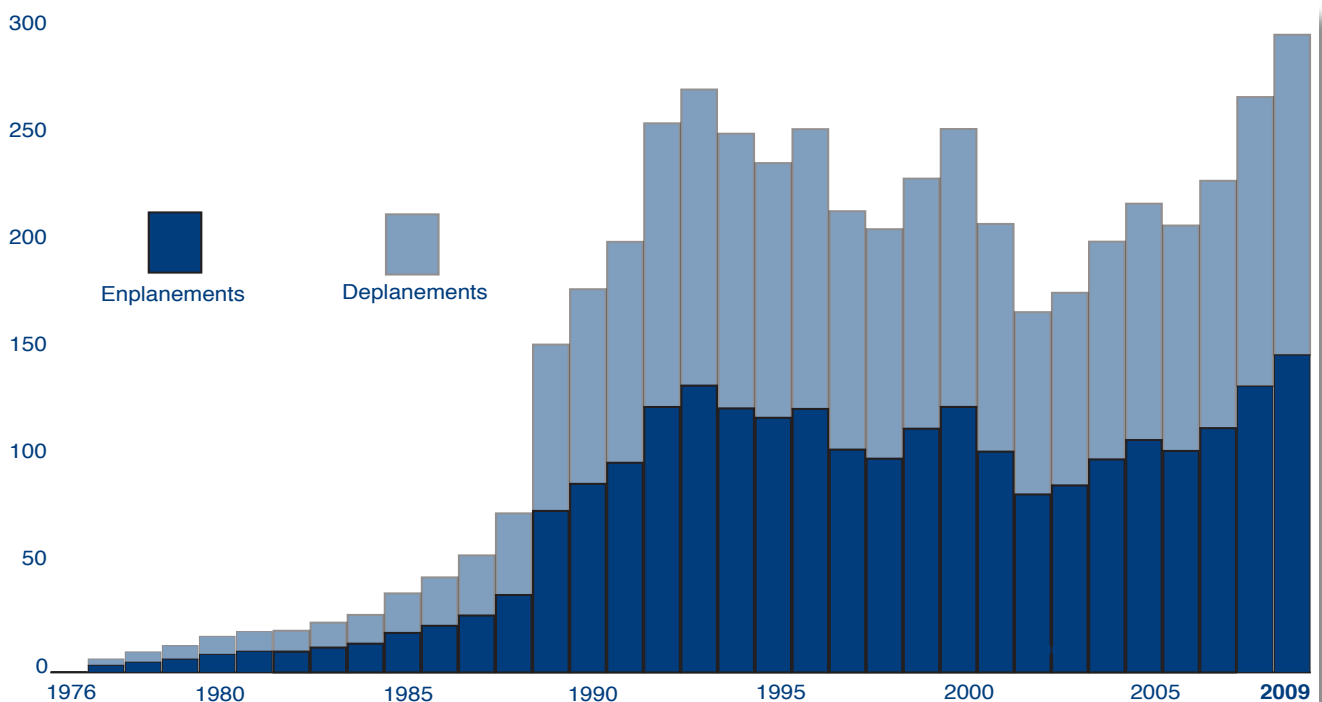
Enplanements & Deplanements (Millions)



Source: Aviation Authority Records

INTERNATIONAL PASSENGER TRAFFIC AT ORLANDO INTERNATIONAL AIRPORT

Enplanements & Deplanements (Thousands)



Source: Aviation Authority Records